

BEST CONTACTS FOR YOUR SUCCESS



wi-com
solutions

e-mail: info@wicomsolutions.it - www.wicomsolutions.it
Tel. +39-0362/1722878 – 1722877



Cat.6A

10 GBE

500
MHz

fully
shielded

4PPoE

design
capable

REAL-TIME
RE-EMBEDDED

Beyond Standards

The AMJ-S Module 2G – the new dimension in connecting hardware with large headroom and ruggedness

The Telegärtner AMJ-S Module 2G

The redefinition of transmission reserve and reliability

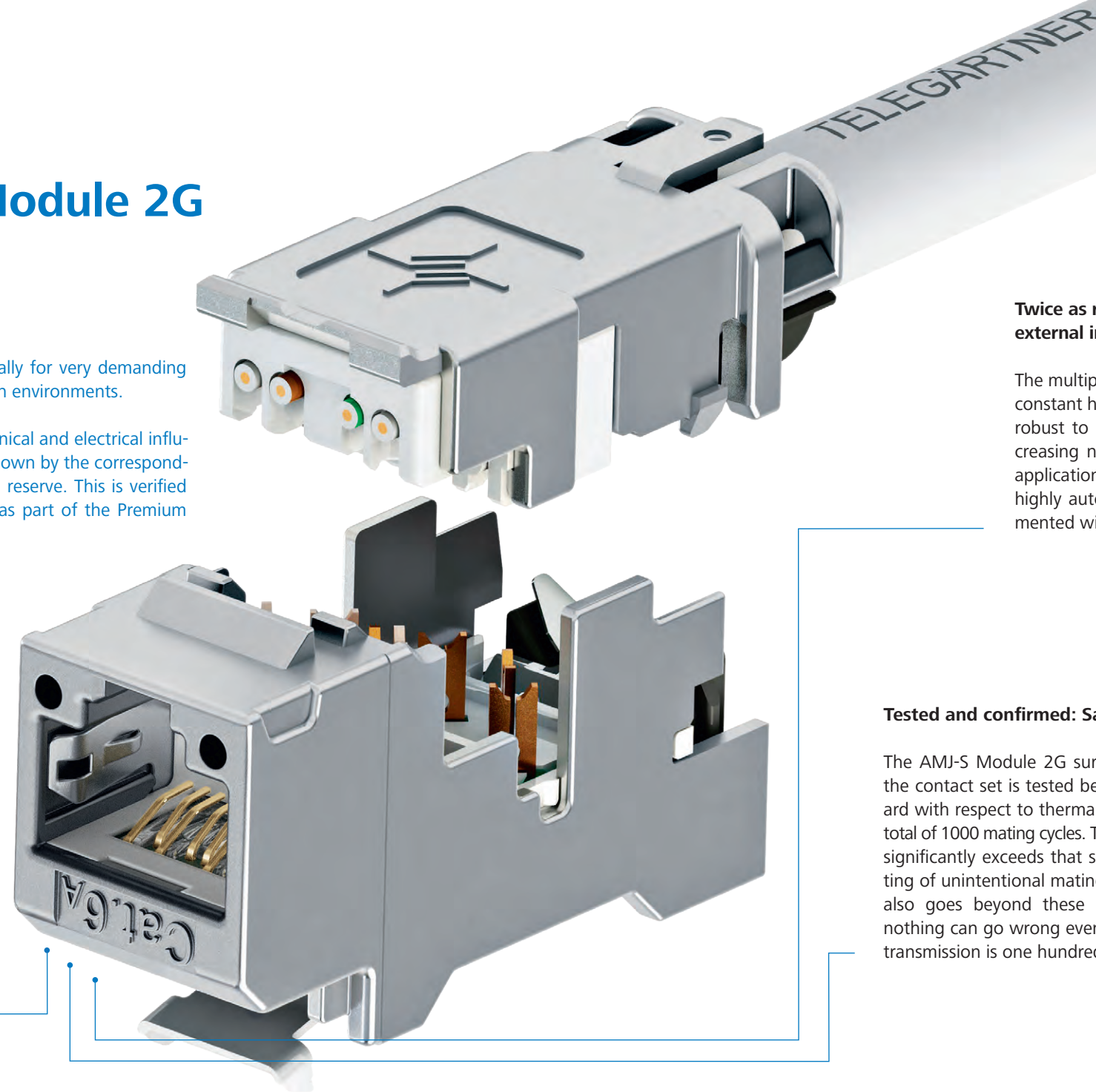
Telegärtner has optimised and redesigned its AMJ-S Module especially for very demanding applications that have to guarantee high reliability in extremely tough environments.

The reworked Module boasts outstanding robustness against mechanical and electrical influences. In addition, its transmission characteristics exceed those laid down by the corresponding standard and it thus provides a significantly higher transmission reserve. This is verified several times a year by GHMT, an independent testing laboratory, as part of the Premium Verification Program.

AMJ-S Module 2G

Equipped for all challenges: Maximum transmission reserve

Thanks to the modified contact design, the transmission characteristics of the module significantly exceed those laid down by the IEC 60603-7-51 design standard and the ISO/IEC 11801 building cabling standard, thereby providing significantly higher reserves. The AMJ-S 2G withstands unforeseeable critical loads without any problems: despite strong external electrical influences or increased stress, for example in installations in confined spaces, reliable transmission is thus guaranteed.



AMJ-S Module 2G

Twice as robust: No chance for mechanical or electrical external influences

The multiple shielding connection in the mating face guarantees constant high level shielding. This makes the Module particularly robust to vibrations, swings and electrical noise fields. The increasing number of data connection points in industry-related applications, for example in automated picking warehouses or highly automated production facilities, can therefore be implemented without problems.

AMJ-S Module 2G

Tested and confirmed: Safe to use and resilient

The AMJ-S Module 2G surmounts all adversities. For example, the contact set is tested beyond the requirements of the standard with respect to thermal shock and moist heat exposure in a total of 1000 mating cycles. The robustness of the AMJ-S Module 2G significantly exceeds that specified in the standards. 4PPoE testing of unintentional mating and unmating under electrical load also goes beyond these requirements. This guarantees that nothing can go wrong even in hectic working conditions – data transmission is one hundred percent guaranteed!



The AMJ-S series: Proven and unbeatably easy to install

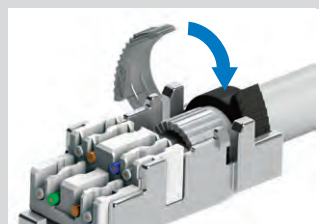
Our new AMJ-S Module 2G is also consistently aligned with everyday assembly conditions: a robust zinc diecast housing plus well thought-out solutions.

The practical Keystone format (19.3 x 14.7 mm) allows the module to be integrated into existing AMJ module carriers and easily combined with covers from other switching programs.




Equipotential bonding

AMJ-S modules can be directly connected to the panel connector using equipotential bonding cable.



Intelligently integrated: fine-graded cable strain relief

The captive cable relief is finely adjustable for cable diameters from 5 to 9 mm and can be easily opened and closed as required.




Precisely installed: integrated 360° shield connection

The integrated shield connection with finely-grained latching can be adjusted to the cable diameter in next to no time. Its large diameter range makes it suitable for use with cables ranging from 5 to 9 mm.



Simple & fast: the Cat.6A wire management

Thanks to the intuitive wire management, wires can be fitted quickly and easily. The full-metal shield between the wire pairs ensures secure data communication at all times.



Professional pressing: IDC termination

IDC terminations at an angle of 45° to the wire's longitudinal axis guarantee reliable contact and high tensile strength for solid conductors between AWG26/1 and AWG22/1 and flexible conductors between AWG27/7 and AWG22/7.



Simple assembly without special tools

The AMJ-S 2G only comprises two mechanically coded parts which can be easily pressed together without special tools and with little effort. Their design ensures they cannot be connected the wrong way round.

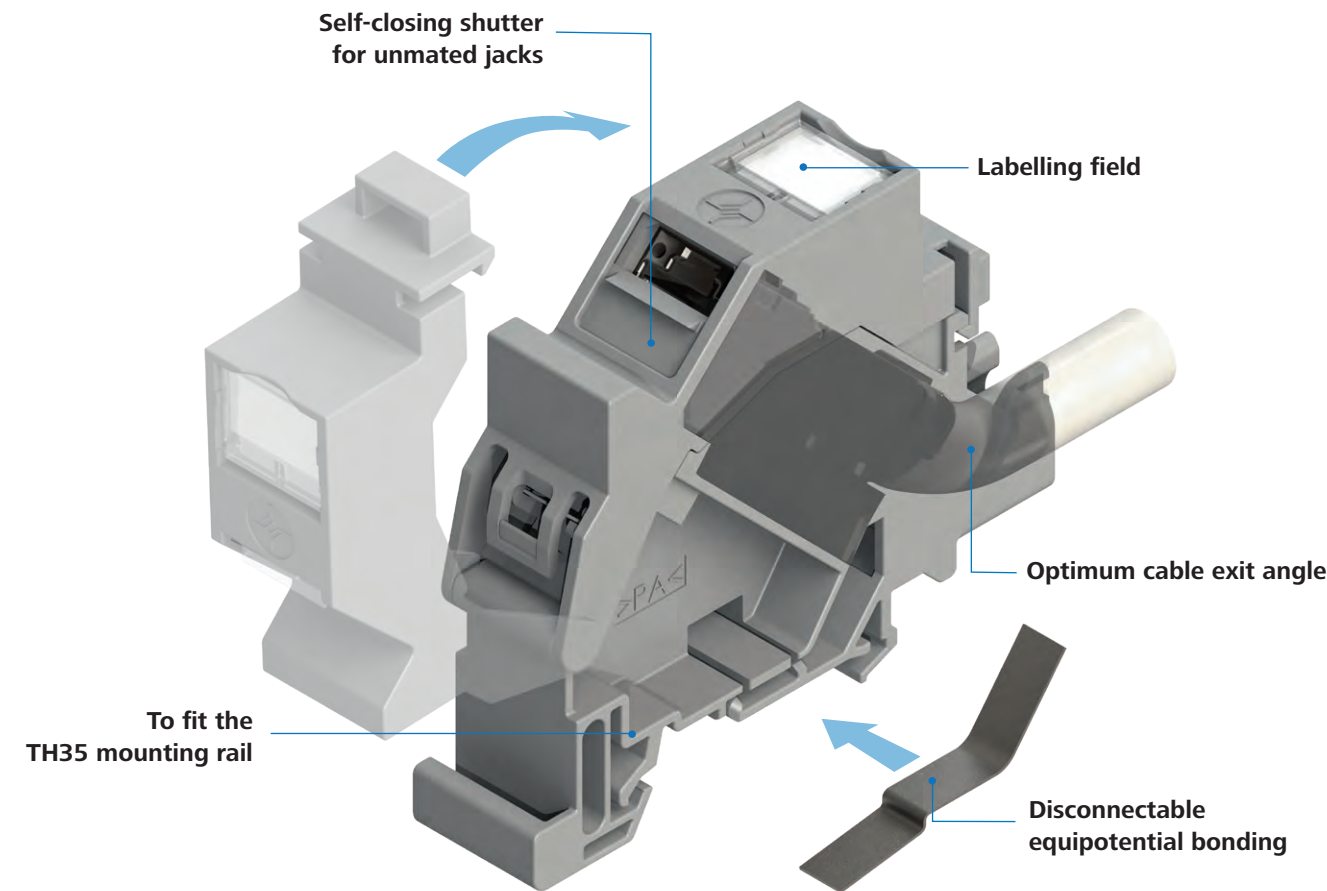


Standardised design

Cat.6A jack according to ISO/IEC 11801 with the proven Telegärtner contact overbending protection. Standardised mating face according to IEC 60603-7-51. Design-capable module carrier suitable for use with switching programs of all well-known manufacturers.

Slim design

More application possibilities



19" frontplate and mini distributor

The AMJ-S Module with Keystone mounting cut-out (19.3 x 14.7 mm) fits all Telegärtner 19" frontplates, as well as MPD6, MPD8, MPD12, MPD16 and MPD24 mini distributors.

Packing density in the 19" frontplates:


- 24 or 48 ports in 1 HU
- 48 ports in 1.5 HU




TS45 mounting rail outlet in multimedia distributor

Cabinets were previously equipped exclusively for energy sub-distributions. With the new TS45 mounting rail outlet from Telegärtner they can be upgraded to a multimedia distributor for housing and utility buildings. This is done by simply inserting the AMJ-S Module into the mounting rail outlet housing and clipping it onto the TH35 mounting rail. This makes structured wiring in the multimedia distributor child's play. With the introduction of the new VDE-AR-N 4101:2011-8 Code of Practice came the need to provide a data network interface

for metering facilities in low voltage system to monitor power consumption and period of use meters (smart meters). This is required to ensure the Energy Industry Act (EnWG 2012) for modular metering systems are met. Thanks to the TS45, the connection to the data network can be installed on the TH35 top hat rail in the metering facility in a standard-compliant and space-saving manner, thereby making it a further essential component of structured cabling in residential buildings (DIN EN 50173-4).



The height of the TS45 and the cabinet are optimally matched. The AMJ-S Module is installed so that the patch cord's latch protection can be operated from above.




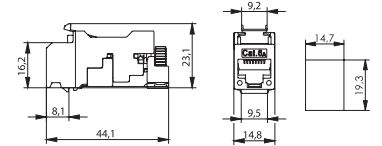

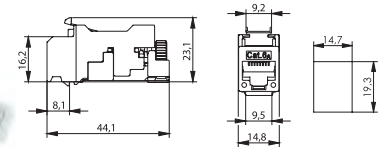

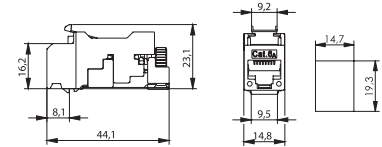

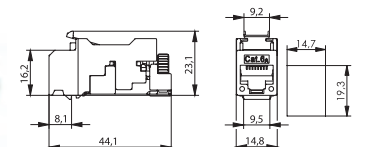

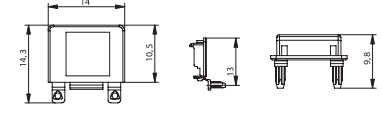
Hinged front cover for easy installation of the AMJ-S Module

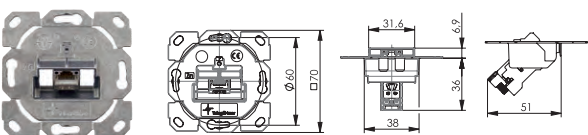
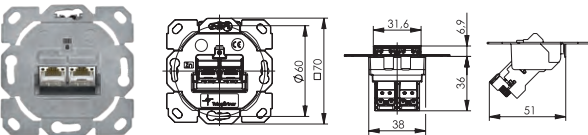

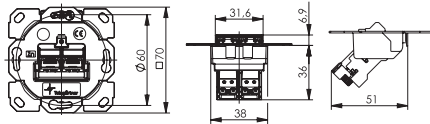

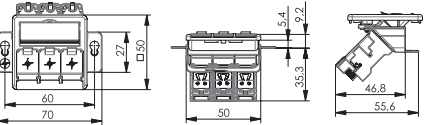
Outlet with universal module carrier

Thanks to its slim design, the AMJ-S Module can easily be combined with switch covers from various manufacturers. The Telegärtner module carrier enables use of both field-proven AMJ45 faceplates and UAE faceplates. This provides network professionals with undreamed-of ways of carrying out their daily work.


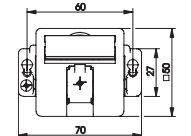

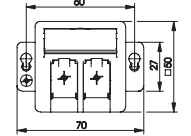

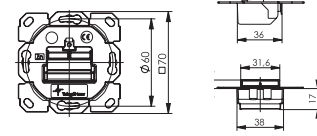

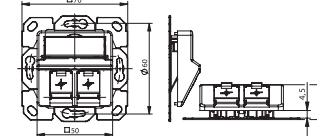

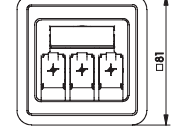

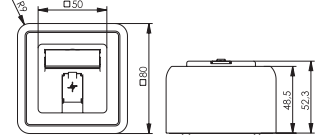

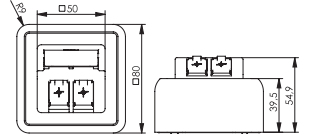

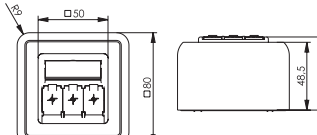

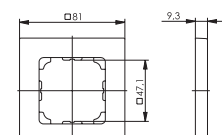

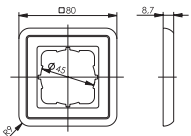


It goes without saying that the AMJ-S Module also fits into Telegärtner's field-proven single/double/triple gang module carriers.



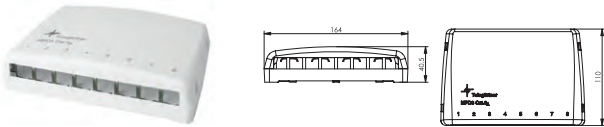
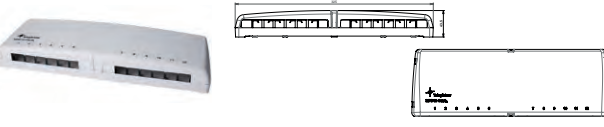

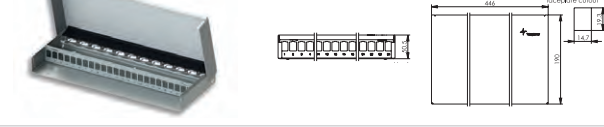
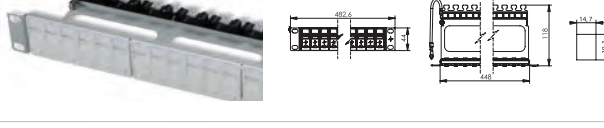
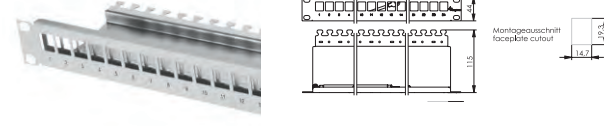
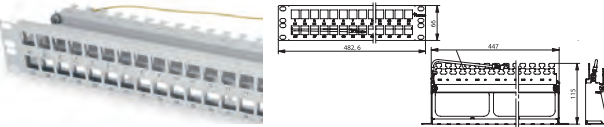
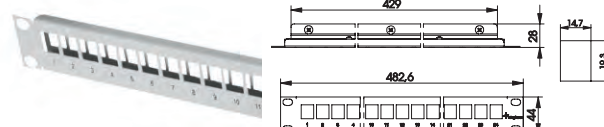
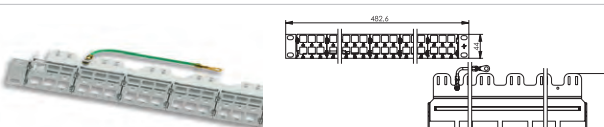
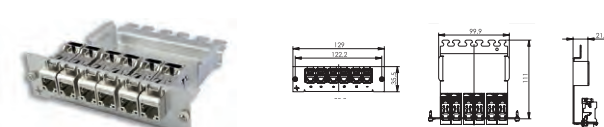

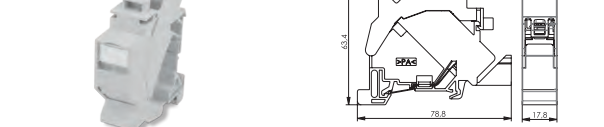
Module	Order no.	Description	PU*	Colour
 	J00029A2000	AMJ-S Module Cat.6 _A T568A, tool-free connection concept, suitable for RJ45/11/12 plugs	12	
	J00029A2001	AMJ-S Module Cat.6 _A T568B, tool-free connection concept, suitable for RJ45/11/12 plugs	12	
 	J00029A2110	AMJ-S Module Cat.6 _A T568A, tool-free connection concept, blister package, suitable for RJ45/11/12 plugs	24	
	J00029A2111	AMJ-S Module Cat.6 _A T568B, tool-free connection concept, blister package, suitable for RJ45/11/12 plugs	24	
AMJ-S Module 2G  	J00029A3000	AMJ-S Module 2G Cat.6 _A T568A, tool-free connection concept, suitable for RJ45/11/12 plugs	12	
	J00029A3001	AMJ-S Module 2G Cat.6 _A T568B, tool-free connection concept, suitable for RJ45/11/12 plugs	12	
AMJ-S Module 2G  	J00029A3110	AMJ-S Module 2G Cat.6 _A T568A, tool-free connection concept, blister package, suitable for RJ45/11/12 plugs	24	
	J00029A3111	AMJ-S Module 2G Cat.6 _A T568B, tool-free connection concept, blister package, suitable for RJ45/11/12 plugs	24	
 	B00001A0016W	Retrofit shutter	100	● black
	B00001B0016W	Retrofit shutter	100	● orange
	B00001C0016W	Retrofit shutter	100	● green
	B00001D0016W	Retrofit shutter	100	● blue
	B00001E0016W	Retrofit shutter	100	● yellow

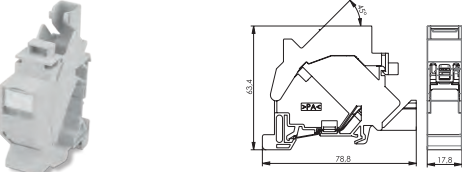
Available in a set with AMJ-S	Order no.	Description	PU*	Colour
 	J00020A0514	Design-capable module carrier AMJ-S single gang UP/0 flex C/U** incl. 1 AMJ-S Module Cat.6 _A T568A For flush-mounting installation special electronics boxes are required	5	
	J00020A0515	Design-capable module carrier AMJ-S single gang UP/0 flex C/U** incl. 1 AMJ-S Module Cat.6 _A T568B For flush-mounting installation special electronics boxes are required	5	
 	J00020A0510	Design-capable module carrier AMJ-S double gang UP/0 flex C/U** incl. 2 AMJ-S Modules Cat.6 _A T568A For flush-mounting installation special electronics boxes are required	5	
	J00020A0511	Design-capable module carrier AMJ-S double gang UP/0 flex C/U** incl. 2 AMJ-S Modules Cat.6 _A T568B For flush-mounting installation special electronics boxes are required	5	
 	J00020A0512	Design-capable module carrier AMJ-S triple gang UP/50 flex C/U** incl. 3 AMJ-S Modules Cat.6 _A T568A Not for use in flush-mounting boxes with installation opening of 58 mm	5	○ alpine white
	J00020A0513	Design-capable module carrier AMJ-S triple gang UP/50 flex C/U** incl. 3 AMJ-S Modules Cat.6 _A T568B Not for use in flush-mounting boxes with installation opening of 58 mm	5	○ alpine white

*PU=Packaging Unit **C/U=Cable duct mounting / Underfloor ***MC= Includes frontplate, labelling field and shutter **** for J00020A0510/11/14/15

Carriers and accessories for cable duct / surface mounting	Order no.	Description	PU*	Colour
 	H02010A0079	Faceplate 50x50, single gang UP/50 C/U**, non-populated, MC*** For flush-mounting installation special electronics boxes are required	5	○ alpine white
 	H02010A0081	Faceplate 50x50, double gang UP/50 C/U**, non populated, MC*** For flush-mounting installation special electronics boxes are required	5	○ alpine white
 	H02010B0085	Design-capable module carrier AMJ-S UP/0 flex, non-populated, single / double gang; for switch covers from various manufacturers	10	
 	H02010A0083	Faceplate 50x50, surface-mounted, double gang UP/50 C/U**, non-populated, MC***, for flush mounting For flush-mounting installation special electronics boxes are required	5	○ alpine white
 	H02010A0053	Faceplate 80x80, triple gang, cable duct mounting, non-populated, MC***	5	○ alpine white
 	H02000A0090	Faceplate 80x80, single gang, surface-mounted, non-populated	5	○ alpine white
 	H02000A0092	Faceplate 80x80, double gang, surface-mounted, non-populated	5	○ alpine white
 	H02000A0096	Module carrier 80x80, triple gang, surface-mounted, non-populated	5	○ alpine white
 	B00004A0024	Single cover frame, 81x81, for J00020A0510-15	10	○ alpine white
 	B00004A0021Y	Single cover frame, 80x80	5	○ alpine white
	B00005A0009Y	Double cover frame, 80x151	5	○ alpine white
 	F00020A0113	Faceplate 50x50 double****	10	○ alpine white
	F00020A0123	Faceplate 50x50 single****	10	○ alpine white

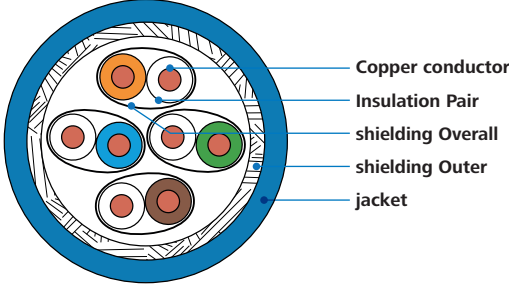
*PU=Packaging Unit **C/U=Cable Duct Mounting/Underfloor ***MC= Includes frontplate, labelling field and shutter **** for J00020A0510/11/14/15




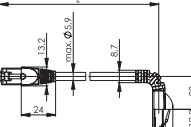

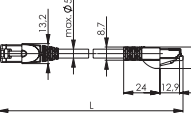
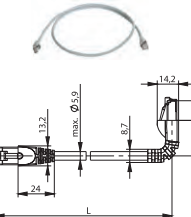
Frontplate without modules/couplers	Order no.	Description	PU*	Colour
	H02000A0103	MPD8 AMJ/UMJ TH35/surface mounted distributor for 8 AMJ/UMJ Modules / Couplers, non-populated, can be mounted on TH35 mounting rail without additional adapters	1	○ alpine white
	H02000A0106	MPD12 AMJ/UMJ TH35/surface mounted distributor for 12 AMJ/UMJ Modules / Couplers, non-populated, can be mounted on TH35 mounting rail without additional adapters	1	○ alpine white
	H02000A0107	MPD16 AMJ/UMJ TH35/surface mounted distributor for 16 AMJ/UMJ Modules / Couplers, non-populated, can be mounted on TH35 mounting rail without additional adapters	1	○ alpine white
	H02025A0260	MPD24 AMJ/UMJ surface mounted distributor for 24 AMJ/UMJ Modules / Couplers, non-populated, robust metal design, incl. brushes to prevent dust intrusion	1	○ pure white 9010
	H02025A0234	19"-Frontplate Flex 1 HU incl. 24x snap-in bezels for 24 AMJ / AMJ-S Modules / AMJ Couplers, incl. SPA***** 0.3 m and cable management	1	frontplate: light grey, faceplate: alpine white
	H02025A0167	19"-Frontplate 1 HU with cable relief for 24 AMJ-S/AMJ/UMJ Modules / Couplers, incl. SPA***** 0.3 m	1	● light grey RAL 7035
	H02025A0220	19"-Frontplate 1 HU with cable relief for 24 AMJ-S/AMJ/UMJ Modules / Couplers, incl. SPA***** 0.3 m	1	● black
	H02025A0171	19"-Frontplate 1.5 HU with cable relief for 48 AMJ-S/AMJ/UMJ Modules / Couplers, incl. SPA***** 0.3 m	1	● light grey RAL 7035
	H02025A0197	19"-Frontplate 1 HU without cable relief for 24 AMJ-S/AMJ/UMJ Modules / Couplers	1	● light grey RAL 7035
	H02025A0221	19"-Frontplate 1 HU without cable relief for 24 AMJ-S/AMJ/UMJ Modules / Couplers	1	● black
	H02025A0236	19"-Frontplate 1 HU for 48 AMJ-S Modules, non-populated, with cable relief incl. SPA***** 0.3 m	1	● zinc-plated steel
	H02025A0233	Frontplate 3 HU / 7 PU for 6 AMJ-S Modules	1	● aluminium

Mounting Rail Outlet	Order no.	Description	PU*	Colour
	J00023A0205	TS45 AMJ-S mounting rail outlet for TH35 mounting rail, incl. AMJ-S Module Cat.6A T568A	1	● light grey RAL 7035
	J00023A0206	TS45 AMJ-S mounting rail outlet for TH35 mounting rail, incl. AMJ-S Module Cat.6A T568B	1	● light grey RAL 7035
	H02000A0086	TS45 AMJ-S mounting rail outlet for TH35 mounting rail, non-populated	1	● light grey RAL 7035

*PU=Packaging Unit ***** Set for equipotential bonding


Accessories	Order no.	Description	PU*	Colour
	H01011A0048	Cable guiding set for 24 cables. Suitable for H02025A0171 and H02025A0260 frontplates	4	● black
	N00000B0020	Auxiliary tool for the assembly of AMJ / AMJ-S / UMJ / STX / MFP8	1	
	L00040A0009	Set for equipotential bonding, with cable 4 mm², screw and serrated lock washer, length 0.3 m	1	

Installation cable	Order no.	Description	Length
	L02002A0180	Installation cable AMJ1000 S/FTP Cat.7 LSZH, 4x2xAWG23/1	1000 m
	L02002A0181	Installation cable AMJ1000 S/FTP Cat.7 LSZH, 4x2xAWG23/1	500 m
	L02002A0182	Installation cable AMJ1000 S/FTP Cat.7 LSZH, duplex 2x(4x2xAWG23/1)	500 m
	L02002A0183	Installation cable AMJ1300 S/FTP Cat.7 _A LSZH, 4x2xAWG23/1	1000 m
	L02002A0184	Installation cable AMJ1300 S/FTP Cat.7 _A LSZH, 4x2xAWG23/1	500 m
	L02002A0185	Installation cable AMJ1300 S/FTP Cat.7 _A LSZH, duplex 2x(4x2xAWG23/1)	500 m
	L02002A0213	Installation cable AMJ1600 S/FTP Cat.7 _A LSZH, 4x2xAWG22/1	1000m
	L02002A0214	Installation cable AMJ1600 S/FTP Cat.7 _A LSZH, 4x2xAWG22/1	500m

Patch Cords MP8 FS 500 Cat.6 _A S/FTP 4x2xAWG27/7 LSZH								 
Order no.	●	●	●	●	●	●	●	
90°	grey	green	red	blue	yellow	black	white	Length
	L00000A0189	L00000A0193	L00000A0195	L00000A0197	L00000A0199	L00000A0201	L00000A0203	0,5 m
	L00000A0192	L00000A0194	L00000A0196	L00000A0198	L00000A0200	L00000A0202	L00000A0204	1,0 m
	L00001A0155	L00001A0156	L00001A0157	L00001A0159	L00001A0162	L00001A0163	L00001A0164	2,0 m
	L00002A0173	L00002A0174	L00002A0176	L00002A0177	L00002A0179	L00002A0175	L00002A0180	3,0 m
	L00003A0119	L00003A0121	L00003A0123	L00003A0124	L00003A0125	L00003A0126	L00003A0127	5,0 m
	L00004A0109	L00004A0111	L00004A0112	L00004A0113	L00004A0114	L00004A0115	L00004A0116	7,5 m
	L00005A0080	L00005A0081	L00005A0082	L00005A0083	L00005A0084	L00005A0085	L00005A0086	10,0 m
180°	grey	green	red	blue	yellow	black	white	Length
	L00000A0072	L00000A0073	L00000A0074	L00000A0075	L00000A0076	L00000A0077	L00000A0130	0,5 m
	L00000A0081	L00000A0082	L00000A0083	L00000A0084	L00000A0085	L00000A0086	L00000A0131	1,0 m
	L00001A0084	L00001A0085	L00001A0086	L00001A0087	L00001A0088	L00001A0089	L00001A0123	2,0 m
	L00002A0112	L00002A0113	L00002A0114	L00002A0115	L00002A0116	L00002A0117	L00002A0141	3,0 m
	L00003A0055	L00003A0056	L00003A0057	L00003A0058	L00003A0059	L00003A0060	L00003A0085	5,0 m
	L00004A0054	L00004A0055	L00004A0056	L00004A0057	L00004A0058	L00004A0060	L00004A0071	7,5 m
	L00005A0027	L00005A0028	L00005A0029	L00005A0030	L00005A0031	L00005A0032	L00005A0051	10,0 m
270°	grey							Length
	L00000A0253							0,5 m
	L00000A0254							1,0 m
	L00001A0199							2,0 m
	L00002A0203							3,0 m
	L00003A0157							5,0 m
	L00004A0145							7,5 m
	L00005A0113							10,0 m

*PU=Packaging Unit ***** Set for equipotential bonding


Less fuss Easier installation



1 Integrated wire management

- Remove cable jacket, fold braid shield backwards, pre-sort and untwist wire pairs and insert them into the wire manager.

INSTALLATION ADVANTAGE: The coloured wire of the wire pair is ALWAYS on the inside



2 Fine-graded cable relief

- Fix cable relief with the clip. It adapts perfectly to the respective cable diameter.
- Cut off excess length.


INSTALLATION ADVANTAGE: NO lose parts, NO cable ties, always fits the data cable that is used



3 Fast housing assembly

- Place the cover on the housing: Guides on the housing of the wire manager ensure easy joining to the housing.
- Press the module parts together with a pair of pliers.

INSTALLATION ADVANTAGE: NO special tools required




4 Simple 360° shield connection

- Actuate slide for 360° shield connection.

INSTALLATION ADVANTAGE:

- Integrated assembly part for secure connection, no parts that can get lost
- Higher spring force of the metal snap-in hook for very robust assembly in diverse applications
- Unique metal snap-in hook with sawtooth profile for low-resistance shielding connection to the equipotential bonding connector



5 Versatile application possibilities

- TS45 mounting rail outlet
- Outlet
- 19"-frontplate
- TOC IP68 outdoor connector

Technical Data:

Dimension:	L 44,1 x W 14,8 x H 23,1 mm
Installation dimension:	19,3 x 14,7 mm (Keystone format)
Cu-conductor diameter:	
- solid	0,41 – 0,64 mm / AWG26/1-22/1
- stranded	0,46 – 0,76 mm / AWG27/7-22/7
Mating cycles:	min. 750
Material: housing:	zinc diecast nickel-plated
Material: contact finish:	Ni1,2Au0,8
Wire diameter:	0,9 – 1,6 mm
Cable diameter::	5 – 9 mm
Reusable IDC for AWG22/1 and 22/7:	≤ 4 cyclesn
Reusable IDC for AWG23/1 and 26/1:	≤ 4 cycles
Reusable IDC for AWG24/7 and 27/7:	≤ 10 cycles
Ambient temperature:	-40 °C to +85 °C
10 Gigabit Ethernet according to IEEE 802.3an:	Suitable for 10 Gigabit Ethernet
Category 6 _A (Component):	ISO/IEC 11801; DIN EN 50173-1
Class E _A (Permanent Link):	ISO/IEC 11801; DIN EN 50173-1
Class E _A (Channel):	ISO/IEC 11801; DIN EN 50173-1

PoE+ according to IEEE 802.3at

UL listed: E244889 for

- AMJ-S order numbers J00029A2000 , J00029A2001 , J00029A2110, J00029A2111

4PPoE according to IEEE 802.3bt

- AMJ-S 2G order numbers J00029A3000, J00029A3001, J00029A3110, J00029A3111

Real-Time Re-Embedded Cat.6_A

With an 8-port network analyzer with implemented re-embedding calculation method, the real-time re-embedded measurement set-up provides real-time evaluation of the connecting hardware. This means the impact of changes to measuring targets can be evaluated in real-time. The very time-consuming measurement of all pair combinations is therefore no longer necessary.

**REAL-TIME
RE-EMBEDDED**

DataVoice PLUS25 system warranty

Telegärtner quality guaranteed:
25-year warranty for the cabling components and the whole cabling link, assuming Telegärtner system cables are used


More information about the
Telegärtner warranty programme at:

www.telegaertner.com



One module – many possibilities

Delivery within 24 hours



Cat.6A

10 GBE

**500
MHz**

**fully
shielded**

4PPoE

**design
capable**

**REAL-TIME
RE-EMBEDDED**

Telegärtner
Karl Gärtner GmbH

Lerchenstr. 35
D-71144 Steinenbronn

Tel.: +49 (0) 71 57/1 25-0
Fax: +49 (0) 71 57/1 25-5120

Email: info@telegaertner.com
Web: www.telegaertner.com



All the products that are mentioned in the brochure can be delivered within 24 hours ex works. This means that your short-term needs are covered, too.