

CONNECTING
PEOPLE +
TECHNOLOGY



MULTI-TECHNOLOGY **SMALL CELL** CANISTER ANTENNAS

The most comprehensive selection of high performance small cell canister antennas in the industry.

MULTI-TECHNOLOGY **SMALL CELL** CANISTER ANTENNAS

Get coverage and capacity where it's needed with Amphenol's unobtrusive, easily deployable **SMALL CELL CANISTER ANTENNAS**.

Ideal for light standards, telephone poles and roof-top applications, canister antennas **BLEND SEAMLESSLY** with the surroundings.

Amphenol offers multi-technology canister **OPTIONS** in eight different configurations - some with integrated **GPS** units*.

- ⦿ Sector & Omni Combination
- ⦿ Pseudo Omni*
- ⦿ Peanut-Shape*
- ⦿ Heart-Shape*
- ⦿ Tri-Sector Clover-Shape
- ⦿ Back-to-Back
- ⦿ Dual Sector
- ⦿ Single Sector

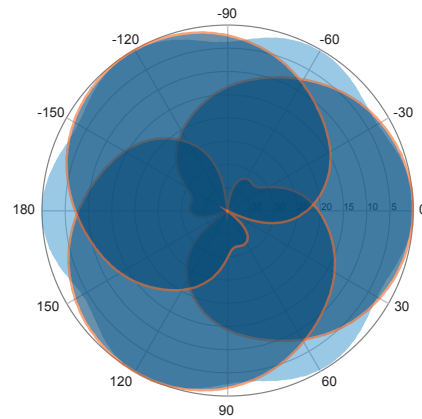
All models are available for order with a grey, brown or black radome and with a **VARIETY** of concealment mounting options.



CANISTER ANTENNAS


SECTOR & OMNI

BEAMWIDTH CONFIGURATION



All antennas can be ordered with a GREY, BROWN or BLACK radome.

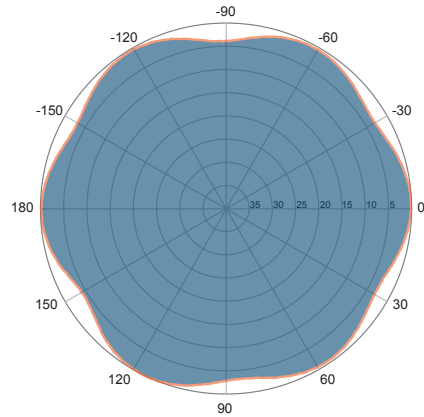
HEIGHT	MODEL NUMBER	BEAM-WIDTH	# OF PORTS	FREQUENCY		# OF PORTS PER FREQUENCY	TILT OPTIONS PER FREQUENCY	DIAM.
Two Feet 2'	C2U4MTSP1X06FxyS0	Sector & Omni	26 Ports	■	(1x) 696-960	6 Ports Sector	0°	14.6 in
				■	(2x) 1695-2700	12 Ports Sector	6°	
				■	(2x) 3550-3700	4 Ports Omni	0°	
				■	(2x) 5150-5925	4 Ports Omni	0°	
Four Feet 4'	4U4MTSP1X06FxyS0	Sector & Omni	24 Ports	■	(4x) 1695-2700	12 Ports Sector 4 Ports Omni	2°, 4°, 6°	14.6 in
				■	(2x) 3550-3700	4 Ports Omni	0°	
				■	(2x) 5150-5925	4 Ports Omni	0°	
				■	(4x) 1695-2700	12 Ports Sector 8 Ports Omni	2°, 4°, 6°	
Four Feet 4'	6U4MTSP1X12FxyS0	Sector & Omni	28 Ports	■	(6x) 1695-2700	12 Ports Sector 8 Ports Omni	2°, 4°, 6°	14.6 in
				■	(2x) 3550-3700	4 Ports Omni	0°	
				■	(2x) 5150-5925	4 Ports Omni	0°	
				■	(4x) 1695-2700	12 Ports Sector 4 Ports Omni	2°, 4°, 6°	
Four Feet 4'	4U4MTSP1X12FxyS0	Sector & Omni	24 Ports	■	(4x) 1695-2700	12 Ports Sector 4 Ports Omni	2°, 4°, 6°	14.6 in
				■	(2x) 3550-3700	4 Ports Omni	0°	
				■	(2x) 5150-5925	4 Ports Omni	0°	
				■	(4x) 1695-2700	12 Ports Sector 4 Ports Omni	2°, 4°, 6°	



CANISTER ANTENNAS

PSEUDO OMNI

BEAMWIDTH CONFIGURATION



All antennas can be ordered with a GREY, BROWN or BLACK radome.

HEIGHT	MODEL NUMBER	BEAM-WIDTH	# OF PORTS	FREQUENCY			# OF PORTS PER FREQUENCY	TILT OPTIONS PER FREQUENCY	DIAM.
				Color	Qty	Frequency Range			
Two Feet 2'	2C4U3MT360X06FxyS0-GPS	Pseudo Omni with Integrated GPS Unit	19 Ports	■	(2x)	696-960	4 Ports	0°	14.6 in
				■	(4x)	1695-2700	8 Ports	2°, 4°, 6°	
				■	(2x)	3550-3700	4 Ports	0°	
				■	(1x)	5150-5925	2 Ports	0°	
				---	(1x)	1575.42	1 Port	---	
	2C4U3MT360X06FxyS0	Pseudo Omni	18 Ports	■	(2x)	696-960	4 Ports	0°	14.6 in
				■	(4x)	1695-2700	8 Ports	2°, 4°, 6°	
				■	(2x)	3550-3700	4 Ports	0°	
				■	(1x)	5150-5925	2 Ports	0°	
	4U4MT360X06FxyS0-GPS	Pseudo Omni with Integrated GPS Unit	17 Ports	■	(4x)	1695-2700	8 Ports	2°, 4°, 6°	14.6 in
				■	(2x)	3550-3700	4 Ports	0°	
				■	(2x)	5150-5925	4 Ports	0°	
				---	(1x)	1575.42	1 Port	---	
	4U4MT360X06FxyS0	Pseudo Omni	16 Ports	■	(4x)	1695-2700	8 Ports	2°, 4°, 6°	14.6 in
■				(2x)	3550-3700	4 Ports	0°		
■				(2x)	5150-5925	4 Ports	0°		
2C2U3MT360X06FxyS0	Pseudo Omni	14 Ports	■	(2x)	696-960	4 Ports	0°	14.6 in	
			■	(2x)	1695-2700	4 Ports	0°, 2°, 4°, 6°		
			■	(2x)	3550-3700	4 Ports	0°		
			■	(1x)	5150-5925	2 Ports	0°		
C2U3MT360X06FxyS0	Pseudo Omni	12 Ports	■	(1x)	696-960	2 Ports	0°, 5°	14.6 in	
			■	(2x)	1695-2700	4 Ports	0°, 6°		
			■	(2x)	3550-3700	4 Ports	0°		
			■	(1x)	5150-5925	2 Ports	0°		
2C2UT360X06FxyS0	Pseudo Omni	8 Ports	■	(2x)	696-960	4 Ports	0°	14.6 in	
			■	(2x)	1695-2700	4 Ports	0°, 6°		

CANISTER ANTENNAS

PSEUDO OMNI BEAMWIDTH CONFIGURATION

HEIGHT	MODEL NUMBER	BEAM-WIDTH	# OF PORTS	FREQUENCY			# OF PORTS PER FREQUENCY	TILT OPTIONS PER FREQUENCY	DIAM.
Two Feet 2'	2C2UT360X06Fxy1	Pseudo Omni	4 Ports DIPLEXED	■ (2x)	696-960	2 Ports	0°	14.6 in	
				■ (2x)	1695-2700	2 Ports	0°, 6°		
	CUUT360X06Fxyz0	Pseudo Omni	6 Ports	■ (1x)	696-960	2 Ports	0°, 5°	14.6 in	
				■ (2x)	1695-2700	4 Ports	0°, 4°, 6°		
	CUT360X06Fxyz0	Pseudo Omni	4 Ports	■ (1x)	696-960	2 Ports	0°, 5°	14.6 in	
				■ (1x)	1695-2700	2 Ports	0°, 6°		
CUT360X06Fxyz1	Pseudo Omni	2 Ports DIPLEXED	■ (1x)	696-960	1 Port	0°, 5°	14.6 in		
			■ (1x)	1695-2700	1 Port	0°, 6°			
UUT360X06F0yz0	Pseudo Omni	4 Ports	■ (2x)	1695-2700	4 Ports	0°, 6°	14.6 in		
WT360X06Fx60	Pseudo Omni	2 Ports	■ (1x)	1695-2180	2 Ports	0°, 2°	7.5 in		
Four Feet 4'	2C6U4MT360X12Fwxys2-GPS	Pseudo Omni with Integrated GPS Unit	25 Ports	■ (2x)	696-960	4 Ports	0°	14.6 in	
				■ (6x)	1695-2700	12 Ports	2°, 4°, 6°		
				■ (2x)	3550-3700	4 Ports	0°		
				■ (2x)	5150-5925	4 Ports	0°		
				--- (1x)	1575.42	1 Port	---		
	2C6U4MT360X12Fwxys0	Pseudo Omni	24 Ports	■ (2x)	696-896	4 Ports	0°, 4°	18.0 in	
				■ (2x)	1695-2180	4 Ports	2°, 4°, 6°		
				■ (4x)	1695-2700	8 Ports	2°, 4°, 6°		
				■ (2x)	3550-3700	4 Ports	0°		
				■ (2x)	5150-5925	4 Ports	0°		
	2C6U4MT360X12Fwxys2	Pseudo Omni	24 Ports	■ (2x)	696-960	4 Ports	0°	14.6 in	
				■ (6x)	1695-2700	12 Ports	2°, 4°, 6°		
■ (2x)				3550-3700	4 Ports	0°			
■ (2x)				5150-5925	4 Ports	0°			
---				1575.42	1 Port	---			
6U4MT360X12Fxy0-GPS	Pseudo Omni with Integrated GPS Unit	21 Ports	■ (6x)	1695-2700	12 Ports	2°, 4°, 6°	14.6 in		
			■ (2x)	3550-3700	4 Ports	0°			
			■ (2x)	5150-5925	4 Ports	0°			
			--- (1x)	1575.42	1 Port	---			
6U4MT360X12Fxy0	Pseudo Omni	20 Ports	■ (6x)	1695-2700	12 Ports	2°, 4°, 6°	14.6 in		
			■ (2x)	3550-3700	4 Ports	0°			
			■ (2x)	5150-5925	4 Ports	0°			

CANISTER ANTENNAS

PSEUDO OMNI BEAMWIDTH CONFIGURATION

HEIGHT	MODEL NUMBER	BEAM-WIDTH	# OF PORTS	FREQUENCY			# OF PORTS PER FREQUENCY	TILT OPTIONS PER FREQUENCY	DIAM.
Four Feet 4'	4U4MT360X12Fxy0	Pseudo Omni	16 Ports	■ (4x)	1695-2700	8 Ports	2°, 4°, 6°	14.6 in	
				■ (2x)	3550-3700	4 Ports	0°		
				■ (2x)	5150-5925	4 Ports	0°		
	C2U3MT360X12Fxy0	Pseudo Omni	12 Ports	■ (1x)	696-960	2 Ports	0°, 5°	14.6 in	
				■ (2x)	1695-2700	4 Ports	0°, 6°		
				■ (2x)	3550-3700	4 Ports	0°		
	2C4UT360X12Fxy0	Pseudo Omni	12 Ports	■ (2x)	696-960	4 Ports	0°	14.6 in	
				■ (4x)	1695-2700	8 Ports	0°, 2°, 4°, 6°		
	2C2UT360X12Fxy0	Pseudo Omni	8 Ports	■ (2x)	696-960	4 Ports	0°, 5°	14.6 in	
				■ (2x)	1695-2700	4 Ports	0°, 6°		
CUUT360X12Fxyz0	Pseudo Omni	6 Ports	■ (1x)	696-960	2 Ports	0°, 6°, 12°	14.6 in		
			■ (2x)	1695-2700	4 Ports	0°, 4°			
CUT360X12Fxyz0	Pseudo Omni	4 Ports	■ (1x)	696-960	2 Ports	0°, 6°	14.6 in		
			■ (1x)	1695-2700	2 Ports	0°, 4°			
CUT360X12Fxyz1	Pseudo Omni	2 Ports DIPLEXED	■ (1x)	696-960	1 Port	0°, 6°	14.6 in		
			■ (1x)	1695-2700	1 Port	0°, 4°			
WT360X12Fx10	Pseudo Omni	2 Ports	■ (1x)	1695-2180	2 Ports	0°, 2°, 6°	7.5 in		

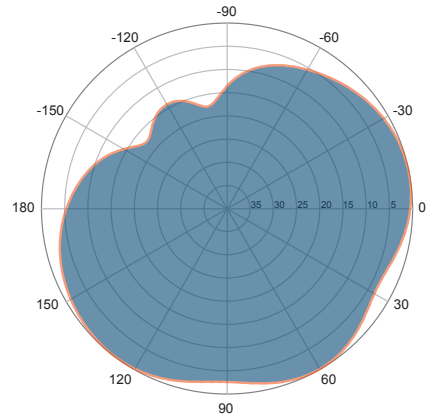




NASCAR
HALL
OF
FAME
CHARLOTTE

CANISTER ANTENNAS

HEART-SHAPE BEAMWIDTH CONFIGURATION



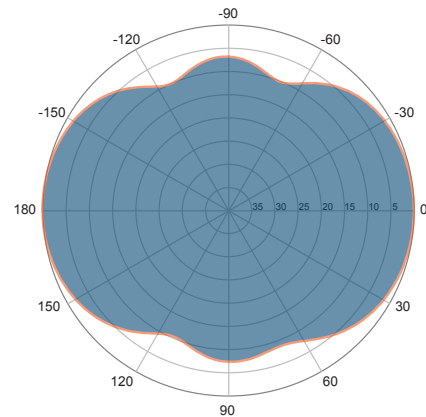
All antennas can be ordered with a GREY, BROWN or BLACK radome.

HEIGHT	MODEL NUMBER	BEAM-WIDTH	# OF PORTS	FREQUENCY		# OF PORTS PER FREQUENCY	TILT OPTIONS PER FREQUENCY	DIAM.
				Color	Band			
Two Feet 2'	2C4U3MD120X06Fwxyz0-GPS	Heart-Shape with Integrated GPS Unit	19 Ports	■	(2x) 696-960	4 Ports	0°	14.6 in
				■	(4x) 1695-2700	8 Ports	2°, 4°, 6°	
				■	(2x) 3550-3700	4 Ports	0°	
				■	(1x) 5150-5925	2 Ports	0°	
				---	(1x) 1575.42	1 Port	---	
	2C4U3MD120X06Fwxyz0	Heart-Shape	18 Ports	■	(2x) 696-960	4 Ports	0°	14.6 in
				■	(4x) 1695-2700	8 Ports	2°, 4°, 6°	
				■	(2x) 3550-3700	4 Ports	0°	
				■	(1x) 5150-5925	2 Ports	0°	
	2C2UD120X06Fxyz0	Heart-Shape	8 Ports	■	(2x) 696-960	4 Ports	0°	14.6 in
				■	(2x) 1695-2700	4 Ports	0°, 6°	
	CUUD120X06Fxyz0	Heart-Shape	6 Ports	■	(1x) 696-960	2 Ports	0°, 5°	14.6 in
■				(2x) 1695-2700	4 Ports	0°, 6°		
CUD120X06Fxyz0	Heart-Shape	4 Ports	■	(1x) 696-960	2 Ports	0°, 5°	14.6 in	
			■	(1x) 1695-2700	2 Ports	0°, 6°		
Four Feet 4'	C2U3MD120X12Fwxyz0	Heart-Shape	12 Ports	■	(1x) 696-960	2 Ports	0°, 5°	14.6 in
				■	(2x) 1695-2700	4 Ports	2°, 6°	
				■	(2x) 3550-3700	4 Ports	0°	
				■	(1x) 5150-5925	2 Ports	0°	
	CUUD120X12Fxyz0	Heart-Shape	6 Ports	■	(1x) 696-960	2 Ports	0°, 6°, 12°	14.6 in
				■	(2x) 1695-2700	4 Ports	0°, 4°	

CANISTER ANTENNAS

PEANUT-SHAPE

BEAMWIDTH CONFIGURATION



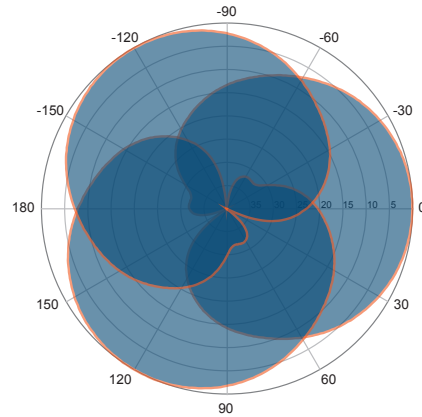
All antennas can be ordered with a GREY, BROWN or BLACK radome.

HEIGHT	MODEL NUMBER	BEAM-WIDTH	# OF PORTS	FREQUENCY		# OF PORTS PER FREQUENCY	TILT OPTIONS PER FREQUENCY	DIAM.
Two Feet 2'	2C4U3MB180X06Fwxys0-GPS	Peanut-Shape with Integrated GPS Unit	19 Ports	■ (2x)	696-960	4 Ports	0°	14.6 in
				■ (4x)	1695-2700	8 Ports	2°, 4°, 6°	
				■ (2x)	3550-3700	4 Ports	0°	
				■ (1x)	5150-5925	2 Ports	0°	
				--- (1x)	1575.42	1 Port	---	
	2C4U3MB180X06Fwxys0	Peanut-Shape	18 Ports	■ (2x)	696-960	4 Ports	0°	14.6 in
				■ (4x)	1695-2700	8 Ports	2°, 4°, 6°	
				■ (2x)	3550-3700	4 Ports	0°	
				■ (1x)	5150-5925	2 Ports	0°	
	2C2UB180X06Fxy0	Peanut-Shape	8 Ports	■ (2x)	696-960	4 Ports	0°	14.6 in
■ (2x)				1695-2700	4 Ports	0°, 6°		
CUUB180X06Fxyz0	Peanut-Shape	6 Ports	■ (1x)	696-960	2 Ports	0°, 5°	14.6 in	
			■ (2x)	1695-2700	4 Ports	0°, 6°		
CUB180X06Fxyz0	Peanut-Shape	4 Ports	■ (1x)	696-960	2 Ports	0°, 5°	14.6 in	
			■ (1x)	1695-2700	2 Ports	0°, 6°		
UUB180X06Fyz0	Peanut-Shape	4 Ports	■ (2x)	1695-2700	4 Ports	0°, 6°	14.6 in	
Four Feet 4'	C2U3MB180X12Fwxys0	Peanut-Shape	12 Ports	■ (1x)	696-960	2 Ports	0°, 5°	14.6 in
				■ (2x)	1695-2700	4 Ports	2°, 6°	
				■ (2x)	3550-3700	4 Ports	0°	
				■ (1x)	5150-5925	2 Ports	0°	
	CUUB180X12Fxyz0	Peanut-Shape	6 Ports	■ (1x)	696-960	2 Ports	0°, 12°	14.6 in
				■ (2x)	1695-2700	4 Ports	0°, 4°	

CANISTER ANTENNAS

CLOVER-SHAPE

BEAMWIDTH CONFIGURATION



All antennas can be ordered with a GREY, BROWN or BLACK radome.

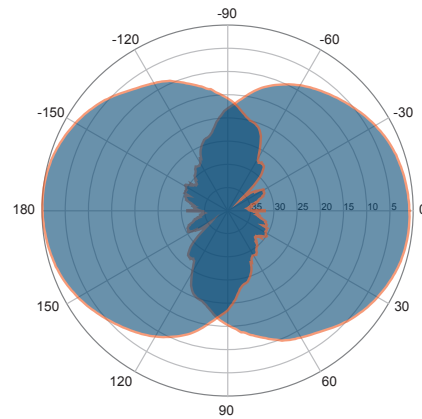
HEIGHT	MODEL NUMBER	BEAMWIDTH	# OF PORTS	FREQUENCY		# OF PORTS PER FREQUENCY	TILT OPTIONS PER FREQUENCY	DIAM.
Two Feet 2'	2C2UT070X06Fxyz0	Clover-Shape Tri-Sector 70°	24 Ports	■ (2x) 696-960	12 Ports	0°	14.6 in	
				■ (2x) 1695-2700	12 Ports	0°, 6°		
	CUUT070X06Fxyz0	Clover-Shape Tri-Sector 70°	18 Ports	■ (1x) 696-960	6 Ports	0°, 5°	14.6 in	
				■ (2x) 1695-2700	12 Ports	0°, 4, 6°		
	2C2UT070X06Fxyz1	Clover-Shape Tri-Sector 70°	12 Ports DIPLEXED	■ (2x) 696-960	6 Ports	0°	14.6 in	
				■ (2x) 1695-2700	6 Ports	0°, 6°		
	CUT070X06Fxyz0	Clover-Shape Tri-Sector 70°	12 Ports	■ (1x) 696-960	6 Ports	0°, 5°	14.6 in	
■ (1x) 1695-2700				6 Ports	0°, 6°			
CUT070X06Fxyz1	Clover-Shape Tri-Sector 70°	6 Ports DIPLEXED	■ (1x) 696-960	3 Ports	0°, 5°	14.6 in		
			■ (1x) 1695-2700	3 Ports	0°, 6°			
WB3X080X06Fx60	Clover-Shape Tri-Sector 80°	6 Ports	■ (1x) 1695-2180	6 Ports	0°, 2°	7.5 in		
UUT070X06Fyz0	Clover-Shape Tri-Sector 70°	12 Ports	■ (2x) 1695-2700	12 Ports	0°, 6°	14.6 in		
Four Feet 4'	2C2UT070X12Fxyz0	Clover-Shape Tri-Sector 70°	24 Ports	■ (2x) 696-960	12 Ports	0°, 5°	14.6 in	
				■ (2x) 1695-2700	12 Ports	0°, 6°		
	CUUT070X12Fxyz0	Clover-Shape Tri-Sector 70°	18 Ports	■ (1x) 696-960	6 Ports	0°, 6°, 8°, 12°	14.6 in	
				■ (2x) 1695-2700	12 Ports	0°, 3°, 4°		
	2C2UT070X12Fxyz1	Clover-Shape Tri-Sector 70°	12 Ports DIPLEXED	■ (2x) 696-960	6 Ports	0°, 5°	14.6 in	
				■ (2x) 1695-2700	6 Ports	0°, 6°		
CUT070X12Fxyz0	Clover-Shape Tri-Sector 70°	12 Ports	■ (1x) 696-960	6 Ports	0°, 6°	14.6 in		
			■ (1x) 1695-2700	6 Ports	0°, 4°			
CUT070X12Fxyz1	Clover-Shape Tri-Sector 70°	6 Ports DIPLEXED	■ (1x) 696-960	3 Ports	0°, 6°	14.6 in		
			■ (1x) 1695-2700	3 Ports	0°, 4°			
WB3X080X12Fx10	Clover-Shape Tri-Sector 80°	6 Ports	■ (1x) 1695-2180	6 Ports	0°, 2°, 6°	7.5 in		

CANISTER ANTENNAS

BACK-to-BACK

BEAMWIDTH

CONFIGURATION



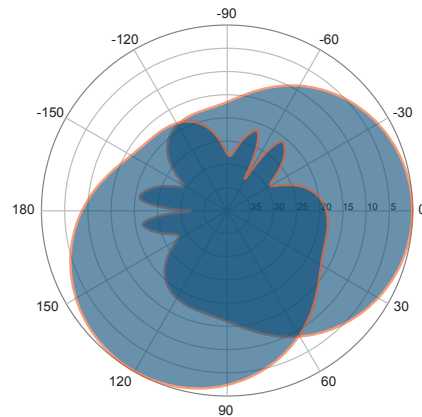
All antennas can be ordered with a GREY, BROWN or BLACK radome.

HEIGHT	MODEL NUMBER	BEAMWIDTH	# OF PORTS	FREQUENCY			# OF PORTS PER FREQUENCY	TILT OPTIONS PER FREQUENCY	DIAM.
				Color	Qty	Frequency Range			
Two Feet 2'	CUUB070X06Fxyz0	Back-to-Back 70°	12 Ports	■ (1x)	696-960	4 Ports	0°, 5°	14.6 in	
				■ (2x)	1695-2180	8 Ports	0°, 6°		
	CUB070X06Fxyz0	Back-to-Back 70°	8 Ports	■ (1x)	696-960	4 Ports	0°, 5°	14.6 in	
				■ (1x)	1695-2700	4 Ports	0°, 6°		
	CUB070X06Fxyz1	Back-to-Back 70°	4 Ports DIPLEXED	■ (1x)	696-960	2 Ports	0°, 5°	14.6 in	
■ (1x)				1695-2700	2 Ports	0°, 6°			
WB080X06Fx60	Back-to-Back 80°	4 Ports	■ (1x)	1695-2180	4 Ports	0°, 2°	7.5 in		
Four Feet 4'	CUUB070X12Fxyz0	Back-to-Back 70°	12 Ports	■ (1x)	696-960	4 Ports	0°, 6°	14.6 in	
				■ (2x)	1695-2700	8 Ports	0°, 4°		
	CUB070X12Fxyz0	Back-to-Back 70°	8 Ports	■ (1x)	696-960	4 Ports	0°, 6°	14.6 in	
				■ (1x)	1695-2700	4 Ports	0°, 4°		
	CUB070X12Fxyz1	Back-to-Back 70°	4 Ports DIPLEXED	■ (1x)	696-960	2 Ports	0°, 6°	14.6 in	
■ (1x)				1695-2700	2 Ports	0°, 4°			



CANISTER ANTENNAS

DUAL SECTOR BEAMWIDTH CONFIGURATION



All antennas can be ordered with a GREY, BROWN or BLACK radome.

HEIGHT	MODEL NUMBER	BEAMWIDTH	# OF PORTS	FREQUENCY			# OF PORTS PER FREQUENCY	TILT OPTIONS PER FREQUENCY	DIAM.
				Color	Quantity	Frequency Range			
Two Feet 2'	CUUD070X06Fxyz0	Dual-Sector 70°	12 Ports	■ (1x)	696-960	4 Ports	0°, 5°	14.6 in	
				■ (2x)	1695-2700	8 Ports	0°, 6°		
	CUD070X06Fxyz0	Dual-Sector 70°	8 Ports	■ (1x)	696-960	4 Ports	0°, 5°	14.6 in	
				■ (1x)	1695-2700	4 Ports	0°, 6°		
CUD070X06Fxyz1	Dual-Sector 70°	4 Ports DIPLEXED	■ (1x)	696-960	2 Ports	0°, 5°	14.6 in		
			■ (1x)	1695-2700	2 Ports	0°, 6°			
WD080X06Fx60	Dual-Sector 70°	4 Ports	■ (1x)	1695-2180	4 Ports	0°, 2°	7.5 in		
Four Feet 4'	CUUD070X12Fxyz0	Dual-Sector 70°	12 Ports	■ (1x)	696-960	4 Ports	0°, 6°	14.6 in	
				■ (2x)	1695-2700	8 Ports	0°, 4°		
	CUD070X12Fxyz0	Dual-Sector 70°	8 Ports	■ (1x)	696-960	4 Ports	0°, 6°	14.6 in	
				■ (1x)	1695-2700	4 Ports	0°, 4°		
CUD070X12Fxyz1	Dual-Sector 70°	4 Ports DIPLEXED	■ (1x)	696-960	2 Ports	0°, 6°	14.6 in		
			■ (1x)	1695-2700	2 Ports	0°, 4°			

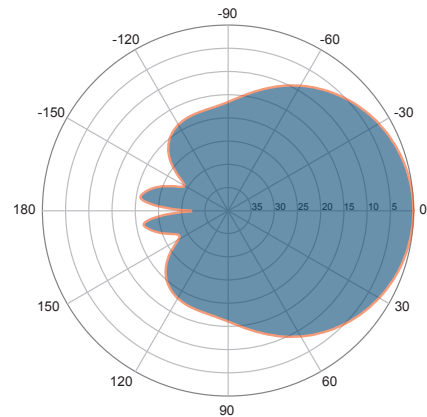


CANISTER ANTENNAS

SINGLE SECTOR

BEAMWIDTH

CONFIGURATION







All antennas can be ordered with a GREY, BROWN or BLACK radome.

HEIGHT	MODEL NUMBER	BEAMWIDTH	# OF PORTS	FREQUENCY			# OF PORTS PER FREQUENCY	TILT OPTIONS PER FREQUENCY	DIAM.
				Color	Qty	Range			
Two Feet 2'	CUUS070X06Fxyz0	Single-Sector 70°	6 Ports	■	(1x)	696-960	2 Ports	0°, 5°	14.6 in
				■	(2x)	1695-2700	4 Ports	0°, 6°	
	CUS070X06Fxyz0	Single-Sector 70°	4 Ports	■	(1x)	696-960	2 Ports	0°, 5°	14.6 in
				■	(1x)	1695-2700	2 Ports	0°, 6°	
	CUS070X06Fxyz1	Single-Sector 70°	2 Ports DIPLEXED	■	(1x)	696-960	1 Port	0°, 5°	14.6 in
■				(1x)	1695-2700	1 Port	0°, 6°		
WS080X06Fx60	Single-Sector 80°	2 Ports	■	(1x)	1695-2180	2 Ports	0°, 2°	7.5 in	
Four Feet 4'	CUUS070X12Fxyz0	Single-Sector 70°	6 Ports	■	(1x)	696-960	2 Ports	0°, 6°, 12°	14.6 in
				■	(2x)	1695-2700	4 Ports	0°, 4°	
	CUS070X12Fxyz0	Single-Sector 70°	4 Ports	■	(1x)	696-960	2 Ports	0°, 6°	14.6 in
				■	(1x)	1695-2700	2 Ports	0°, 4°	
	CUS070X12Fxyz1	Single-Sector 70°	2 Ports DIPLEXED	■	(1x)	696-960	1 Port	0°, 6°	14.6 in
■				(1x)	1695-2700	1 Port	0°, 4°		

CANISTER ANTENNAS

MOUNTING KITS

Select from the following mounting options when ordering.
 Mounting kits for canister antennas are ordered as a separate line item.

MODEL NUMBER		DESCRIPTION
CWT-MKS-SIDE		SIDE MOUNTING BRACKET KIT FOR CANISTER ANTENNA
CWT-MKS-TOP		TOP MOUNTING BRACKET KIT FOR CANISTER ANTENNA
WB3X-MKS-01		UTILITY POLE MOUNTING BRACKET KIT FOR CANISTER ANTENNA
CWT-MKS-BASE-xx		WIDE DIAMETER POLE TOP MOUNTING BRACKET KIT FOR CANISTER ANTENNA. AVAILABLE IN BROWN, BLACK AND GREY TO MATCH ANTENNA RADOME AND/OR MOUNTING STRUCTURE.



5G



www.amphenol-antennas.com

wi-com
solutions

WI-Com Solutions S.r.l. - Via Leonardo Da Vinci, 11 - 20832 BOVISIO MASCIAGO (MB) Italy
Tel. 0362/1722878 – 1722877 – info@wicomsolutions.it – www.wicomsolutions.it